

Snap-on®



PORTABLE POWER 1700

SERIOUS
THE PROFESSIONAL'S ANSWER TO JUMP LEADS

THE SNAP-ON PORTABLE POWER 1700 FEATURES:

DETACHABLE LEADS

CUSTOM BUILT LEADS

(Longer leads and motorcycle leads available)

SIMPLE STRONG DESIGN

EXTRA-TOUGH PLASTIC AND FITTINGS

L.E.D. DISPLAY

DC INLET AND OUTLET SOCKETS

HIGH QUALITY 1.5 AMP CHARGER

CIG. LIGHTER TO DC OUTLET SOCKET LEAD

HIGH-RATED POWERFUL BATTERY

BEST POSSIBLE WARRANTY AND AFTER SALES SERVICE



Part Number
PORPR1700

THE SIMPLE, CLEAN DESIGN OF THE **SNAP-ON PORTABLE POWER 1700** LOOKS GREAT, IS TOUGH AND ROBUST, WITH NO CHEAP GIMMICKS. THE **SNAP-ON PORTABLE POWER 1700** IS DESIGNED AS A PROFESSIONAL JUMP STARTER.

WE ONLY USE HIGH QUALITY PARTS AND MATERIALS. WITH THIS ATTENTION TO DETAIL AND WITH LESS TO GO WRONG, THE **SNAP-ON PORTABLE POWER 1700** IS INCREDIBLY RELIABLE. EASY TO USE BY A SINGLE OPERATOR, IT IS EASY TO CARRY, EASY TO STORE, GIVES EASY ACCESS TO CRAMPED BATTERY SPACES, IT IS WELL-BALANCED AND EASILY STANDS ON ITS OWN.

The **SNAP-ON PORTABLE POWER 1700** comes with a High-Rated, powerful Battery, which, combined with the internal circuitry, produces 1700 Peak Amps starting power. The **SNAP-ON PORTABLE POWER 1700** does what it is designed to do; it powerfully starts engines (cars) time and time again.

THE SNAP-ON PORTABLE POWER 1

DETACHABLE LEADS

Fully Detachable, High Quality Leads provide:

COMPLETE SAFETY:

When the Leads are detached, it avoids the possibility of arcing or shorting out. No need for on/off switch.

CONVENIENT:

Easy to replace if damaged or broken. Can be sent overnight, thus avoiding a long waiting period for a simple repair.

Part Number
PORPR1707



Part Number
PORPR1737



CHOICE OF LENGTHS AVAILABLE

Standard • 80cm
Optional • 1.5m & 2.0m

EASY TO USE:

Easily attached to the **SNAP-ON PORTABLE POWER 1700** the correct way with colour co-ordinated and opposing male/female connections.

HIGH QUALITY CABLE:

4 gauge copper cable for maximum conductivity with malleable rubber coating, which is flexible and durable.

Part Number
PORPR1727
1.5m



Part Number
PORPR1726
1.5m

Part Number
PORPR1750



MOTORCYCLE / JET SKI / QUAD BIKE LEADS



Part Number
PORPR1711

Part Number
PORPR1740



BRASS CONNECTORS:



Combined with the copper cable, the brass connectors give maximum conductivity. They are designed for easy use and tight reliable fit.

1700 IS SUPPLIED COMPLETE WITH:

EXTRA-TOUGH PLASTIC CASE WITH BRASS INSERTS

The Case is made from a robust, rigid, 2 piece mould and is manufactured from ABS plastic, which is extremely strong and durable, meaning that the **SNAP-ON PORTABLE POWER 1700** will survive for a long time in a tough workshop environment. It is more durable than other plastics, easy to clean and maintain, leading to a longer life.

The Case is fastened together using Stainless Steel Screws, screwed into Brass Inserts, which are sonically welded into the case. This allows the cases to fit together very well and gives a strong connection, much better than a screw into plastic, which, over time, can pull apart. Again, this gives a longer working life.



Within the Case there are 4 rubber shock absorbers, which are designed to protect the Battery from knocks in a tough working environment.

The Case Feet give the **SNAP-ON PORTABLE POWER 1700** more strength and help keep it clear of workshop contaminants / inclement weather.


The strong materials and attention to design have made the **SNAP-ON PORTABLE POWER 1700** Robust, Rigid and Reliable.

L.E.D. DISPLAY

The L.E.D. light display is simple, accurate and functional. The L.E.D's are easy to see, easy to understand, easy to read, hard to break, damage resistant and more accurate and robust than dials or digital displays.



THE SNAP-ON PORTABLE POWER 1700



Part Number
PORPR1717



Part Number
PORPR1714

DC OUTLET/INLET SOCKETS

SNAP-ON PORTABLE POWER 1700 comes with both a DC Inlet Socket and a DC Outlet/Inlet Socket. This gives a huge advantage of having 2 separate ways to charge the Pack, it also allows power to be taken from the Pack whilst it is being charged by simply plugging the supplied 1.5 amp Charger into the DC Inlet socket and plugging a 12 Volt DC accessory or tool into the Outlet socket – the Pack can be charging and discharging at the same time, giving longer time period before the unit needs re-charging.

The DC Outlet/Inlet Socket can also be used on its own when out in the field, or at a roadside breakdown to drive 12 Volt DC attachments, e.g. inspection lamps, portable compressor, power tools, as well as leisure accessories, e.g. portable fridge.



Part Number
PORPR1702

The DC Outlet/Inlet Socket will also allow the **SNAP-ON PORTABLE POWER 1700** to be charged from a 12 Volt DC vehicle when working away from a mains supply by simply using the cigarette lighter lead.

CIGARETTE LIGHTER LEAD

By attaching the Cigarette Lighter Lead to a 12 Volt DC vehicle and plugging into the DC Outlet/Inlet Socket on the **SNAP-ON PORTABLE POWER 1700** with the engine running, the **SNAP-ON PORTABLE POWER 1700** will re-charge.

Also, when the Cigarette Lighter Lead is connected to the vehicle, the **SNAP-ON PORTABLE POWER 1700** can be used to save memory codes and protect diodes, thus saving time and money re-installing codes and re-setting air bag diodes (see Instructions).



Part Number
PORPR1703

BATTERY

The **SNAP-ON PORTABLE POWER 1700** is fitted with a specially selected and thoroughly tested High Rate Battery (Part Number **PORPR1732**). Our field testing has proved the High Rate Battery to be of consistent high quality and, when used and stored correctly (following User Instructions), will give consistently high performance, producing a genuine 1700 Peak Amps and long life.

FURTHER INFORMATION

UNIQUE WARRANTY

SIMPLY THE BEST 12 months all parts, including the battery. This is a phenomenal warranty for a product of this type.

FOR WARRANTY OR SERVICE REPAIR

Contact Portable Power Limited direct on 01423 861616, or service@portablepowerltd.com

EXCLUSIVE TO SNAP ON TOOLS LTD. IN THE UK

ONLY AVAILABLE FROM SNAP ON TOOLS

HAND ASSEMBLED!

PROFESSIONAL APPEARANCE IMPRESSES CUSTOMERS!

PROFESSIONAL PERFORMANCE IMPRESSES OWNERS!

SERIOUS

THE PROFESSIONAL'S ANSWER TO JUMP LEADS

YOUR LOCAL SNAP ON FRANCHISEE